

FEATURES特点

- UL safety approval.
UL 安规认证.
- 1 Amps super miniature relay.
1 安培超小型继电器.
- 1 Form C (SPDT) contact.
1 组转换接点.
- Surge strength:1,500V
耐压:1,500伏特
- Nominal power 150mW ~ 200mW.
正常功率150mW ~ 200mW
- DIL pitch terminal.
DIL 型端子.
- Washable Type (ultrasonic cleaning is not recommended)
可清洗型 (不建议用超声波清洗)



UL FILE NO.:E169563

用途: 电话机、Modem、传真、手提轻便设备、音频设备、自动装置、通讯设备、无线电遥控、声控玩具。

CONTACT RATING 接点参数

Contact Form接点形式	1C SPDT
Max. Switching Power最大切换功率	62.5VA 30W
Max. Switching Voltage最大切换电压	125VAC 30VDC
Max. Switching Current最大切换电流	1A
Min. Switching Current/Voltage最小切换电流/电压	100mV 1mA
Rating Load(Resistive)额定负载(阻性)	0.5A 125VAC 1A 24VDC
Contact Material 接点材质	Ag Alloy银合金

CHARACTERISTICS 性能参数

Electrical Life 电气寿命	1×10^5	
Mechanical Life机械寿命	1×10^7	
Insulation Resistance绝缘阻抗	Min. 100M Ω 500VDC	
Contact Resistance(Initial)接触电阻	$\leq 100\text{m}\Omega$ (6VDC 100mA)	
Operate Time 动作时间	$\leq 5\text{ms}$	
Release Time 开放时间	$\leq 5\text{ms}$	
Initial Dielectric Strength 耐压	between open contacts开放接点间: 50/60Hz 400VAC 1min between contacts and coil接点线圈间: 50/60Hz 1000VAC 1min.	
Vibration Resistance 耐振动	Malfuction: 误动作:	10 ~ 55Hz Double Amplitude双振幅 1.5mm
	Damage limits: 耐久:	10 ~ 55Hz Double Amplitude双振幅 1.5mm
Shock Resistance 耐冲击	Malfuction: 误动作:	10G
	Damage limits: 耐久:	100G
Ambient Temperature环境温度	$-30^{\circ}\text{C} \sim +70^{\circ}\text{C}$ (No freezing 无结冰)	
Relative Humidity相对湿度	85% at 40 $^{\circ}\text{C}$	
Unit Weight单位重量	约Approx. 2.2g	

ORDERING INFORMATION型号代码说明

Y14 H-1C-12 D S	
1 2 3 4 5 6	
1. Model Number 型号 2. Coil Sensitivity 线圈感度 Nil = Standard Type标准型 (约. 0.2W) H = High Sensitive Type高感度型 (约. 0.15W) 3. Contact Arrangement 接点形式 1C = 1 Form C 1组转换	4. Coil Voltage 线圈电压 3、5、6、9、12、24VDC 5. Coil Type 线圈形式 D=DC直流 6. Enclosure 密封形式 S = Sealed Type 密封型

COIL RATINGS (at 20°C) 线圈额定值 (在20°C)

COIL TYPE 线圈形式	Coil Nominal Voltage 线圈额定电压 (V)	Coil Resistance 线圈阻抗 ($\Omega \pm 10\%$)	Pick-Up Voltage 动作电压(V) (Max)	Drop-Out Voltage 开放电压(V) (Min)	Nominal Current 额定电流 (mA)
DC Standard Coils 直流标准型线圈 (abt. 0.2W)	3	45	2.40	0.3	66.7
	5	125	4.00	0.5	40.0
	6	180	4.80	0.6	33.3
	9	405	7.20	0.9	22.2
	12	720	9.60	1.2	16.6
	24	2880	19.20	2.4	8.3
DC High Sensitive Coils 直流高感度型线圈 (abt. 0.15W)	3	60	2.40	0.3	50.0
	5	167	4.00	0.5	29.9
	6	240	4.80	0.6	25.0
	9	540	7.20	0.9	16.7
	12	960	9.60	1.2	12.5
DC High Sensitive Coils 直流高感度型线圈 (abt. 0.175W)	24	3291	18	2.4	7.3

* Max Continuous Voltage at 20°C: 130% of Coil Normal Voltage.

最大使用电压在20°C:线圈额定电压的130%

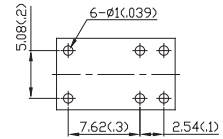
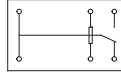
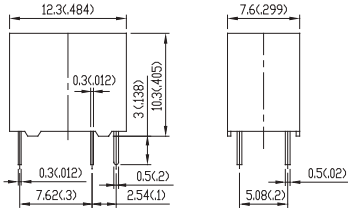
OUTLINE DIMENSIONS 外部尺寸

UNIT: mm(inch) 单位: 毫米(英寸)

Dimensions尺寸

Internal Connections接线图
(Bottom View底视图)

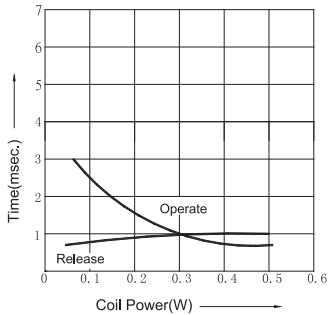
Drilling Plan孔位图
(Bottom View底视图)



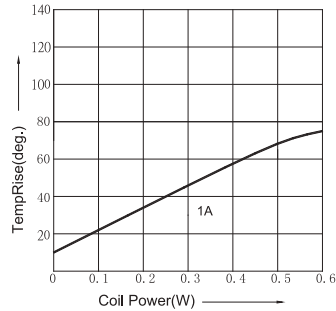
REMARK: Dimensions $\leq 5\text{mm} \pm 0.2\text{mm}$, $> 5\text{mm} \pm 0.3\text{mm}$, the tolerance of PCB thru hole: $+0.2\text{mm}$
备注: 尺寸公差 $\leq 5\text{mm} \pm 0.2\text{mm}$, $> 5\text{mm} \pm 0.3\text{mm}$, 印刷电路板孔 $+0.2\text{mm}$

Y14 Reference Data 参考资料

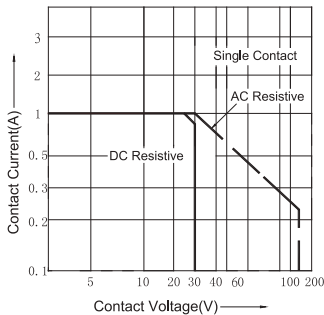
Timing



Coil Temperature Rise



Maximum Switching Power



Life Curves

